

Crushing Plant Performance

Bill Malone & Alex Scott



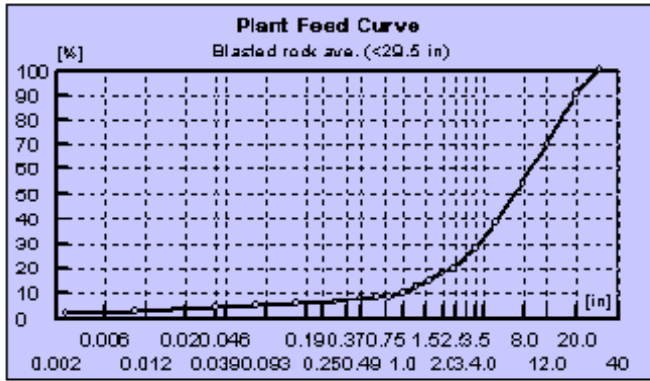
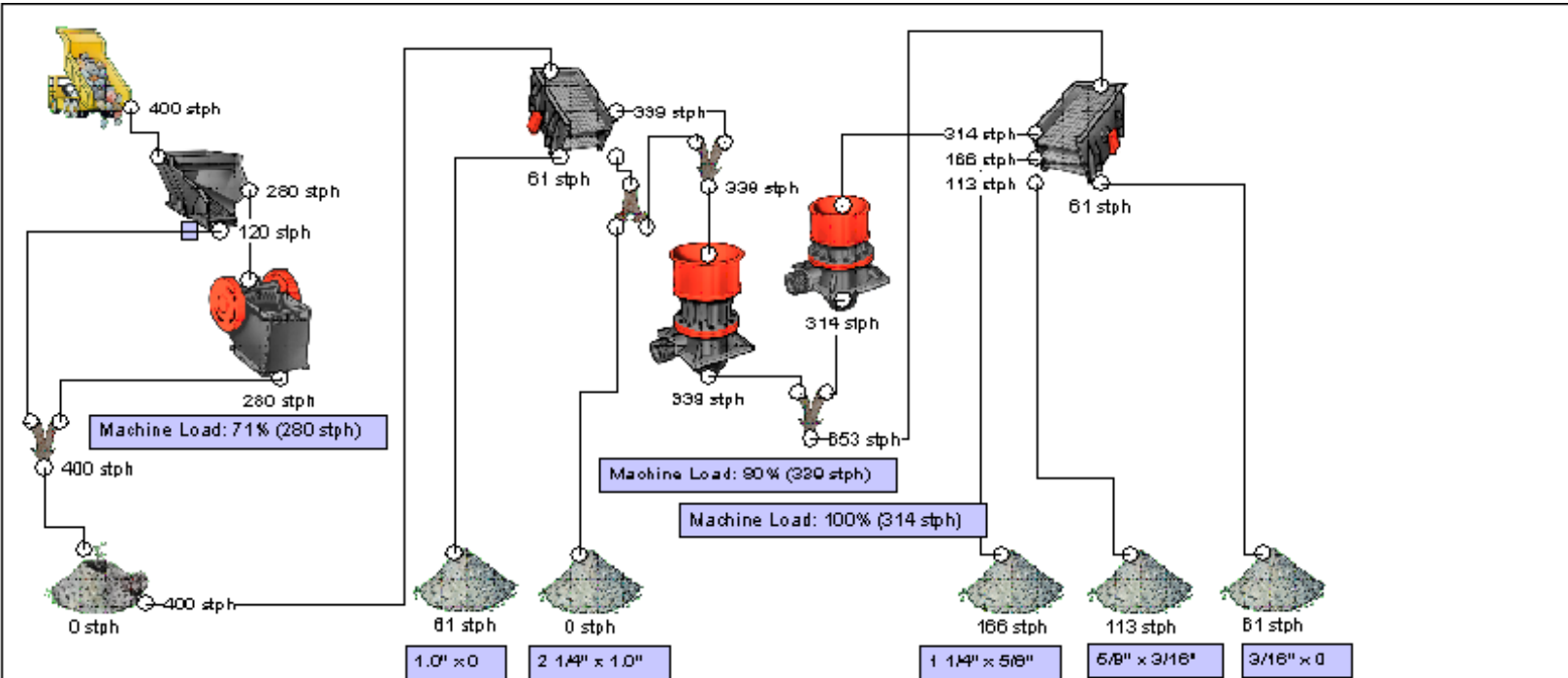
Improving Processes. Instilling Expertise.



Audience Survey

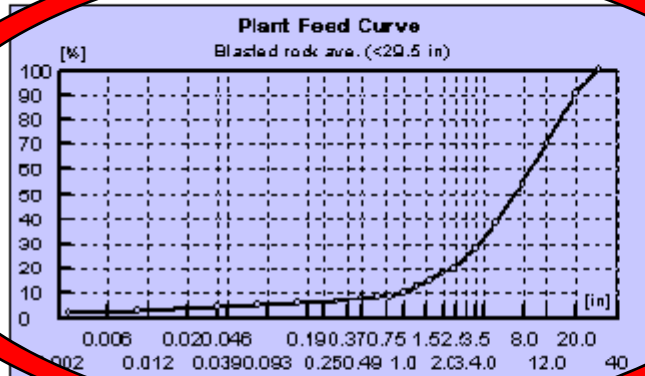
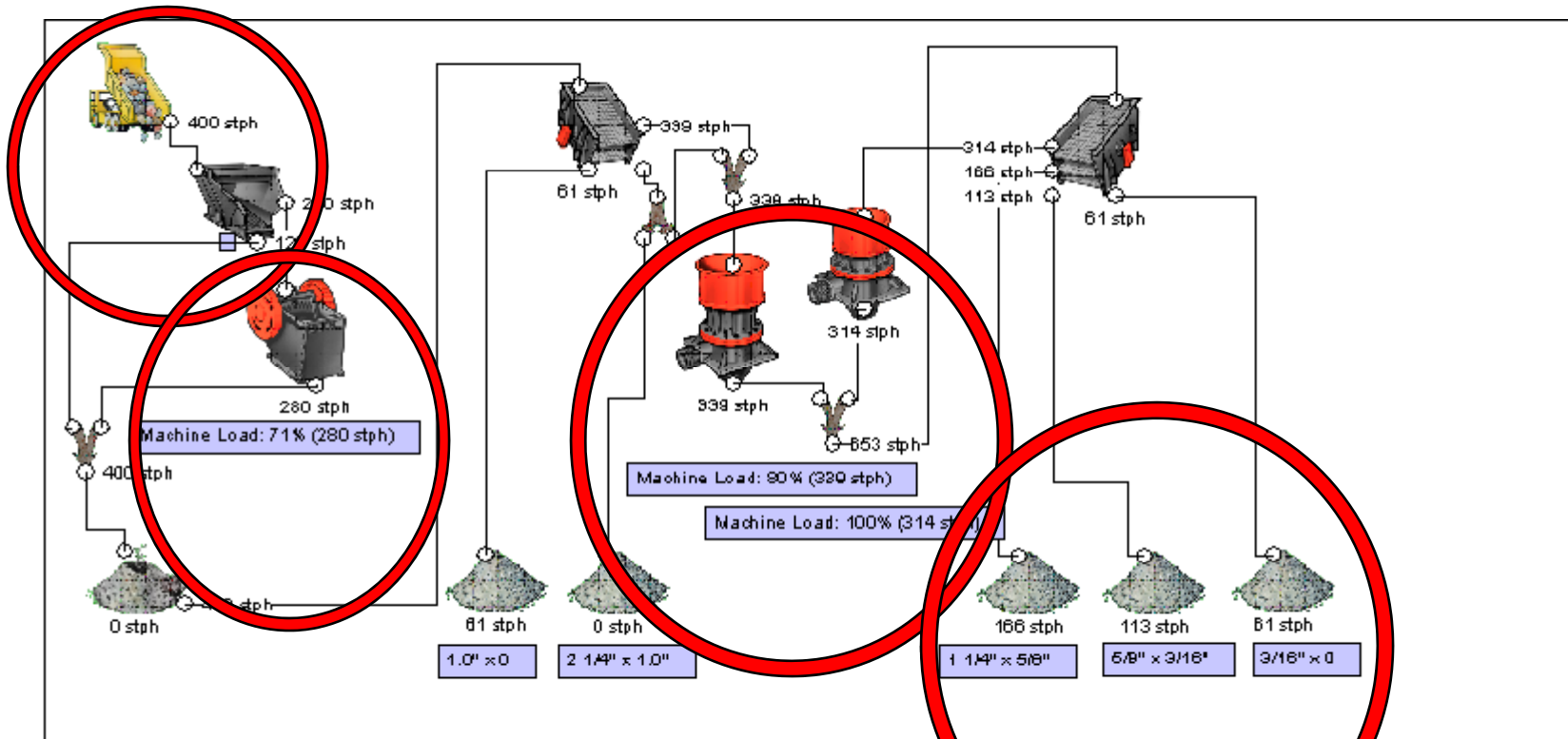
- **How many people think that saving dollars at the drill & blast will save dollars in the over all cost of operation ?**





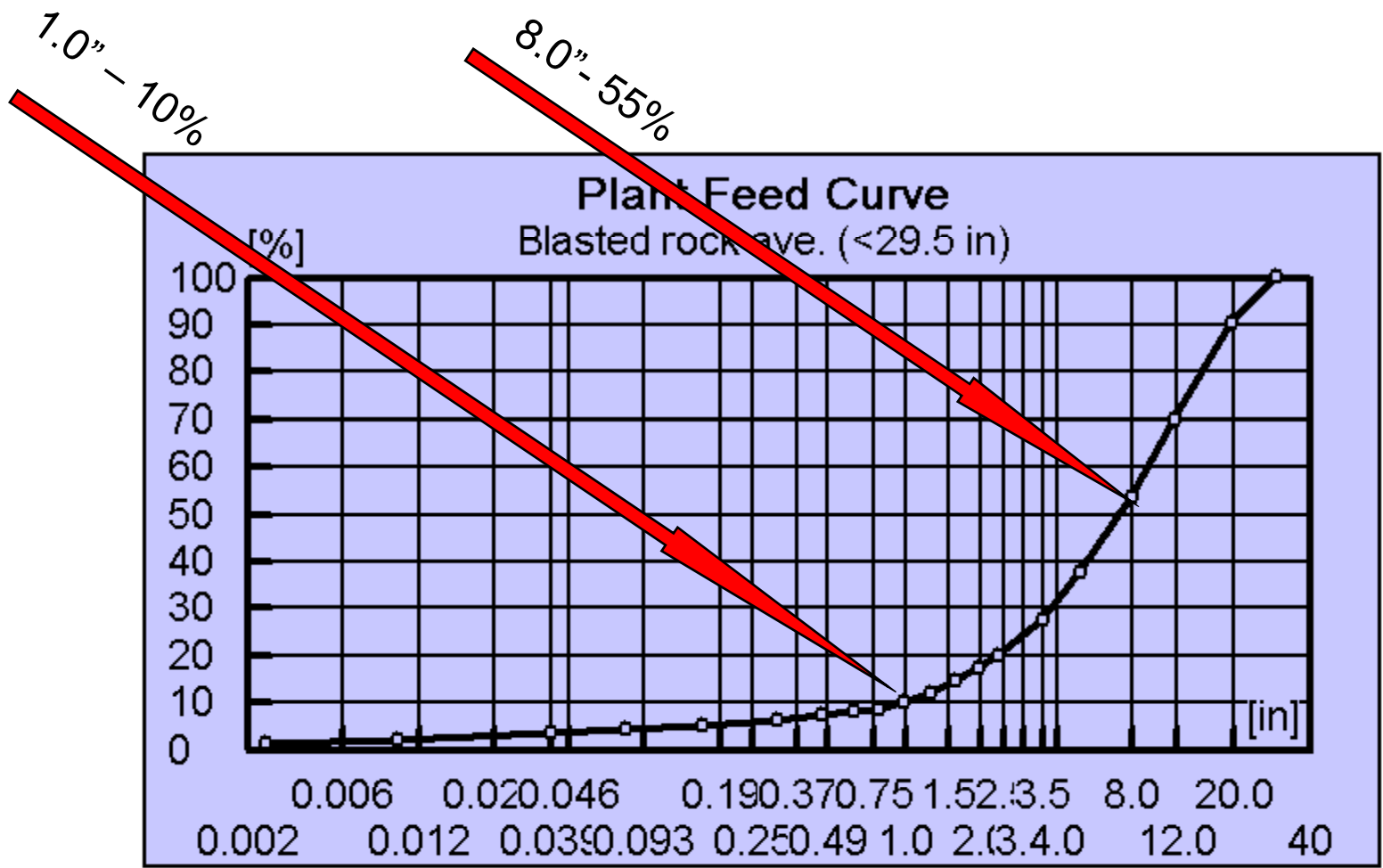
SANDVIK PlantDesigner Preliminary	
Flow Sheet Calibration	
Date: 2007-08-30	Customer: ABC Crushing
Company: jah	Project: Average Blast
Approved:	
Program:	Plant Name: QA STD Plant A
Doc. No.	Use Calc: 2007-08-30 113
Please note that PlantDesigner gives indicative values, based on operating conditions. Since	





SANDVIK PlantDesigner Preliminary	
Flow Sheet Calculations	
Calc: 2007-08-30	Comments: ABC Crushing
Drawn: jah	Profile: Average Blast
Approved:	
Project:	Plant Name: QA STD Plant A
Doc. No.	Last Calc: 2007-08-30 11:3
Please note that PlantDesigner gives indicative values, based on operating conditions. Since	





Estimated Production Tonnages

➤ Crush, Size, and Convey Product values

➤ 1 x 0 = 61 tph

➤ 1 ¼ x 5/8 = 166 tph

➤ 5/8 x 3/16 = 113 tph

➤ 3/16 x 0 = 61 tph

➤ **Sub Total = 400 tph**

➤ **8 hours = 3200 tons per day**

➤ **16,000 tons per week**

➤ **800,000 tons per year**

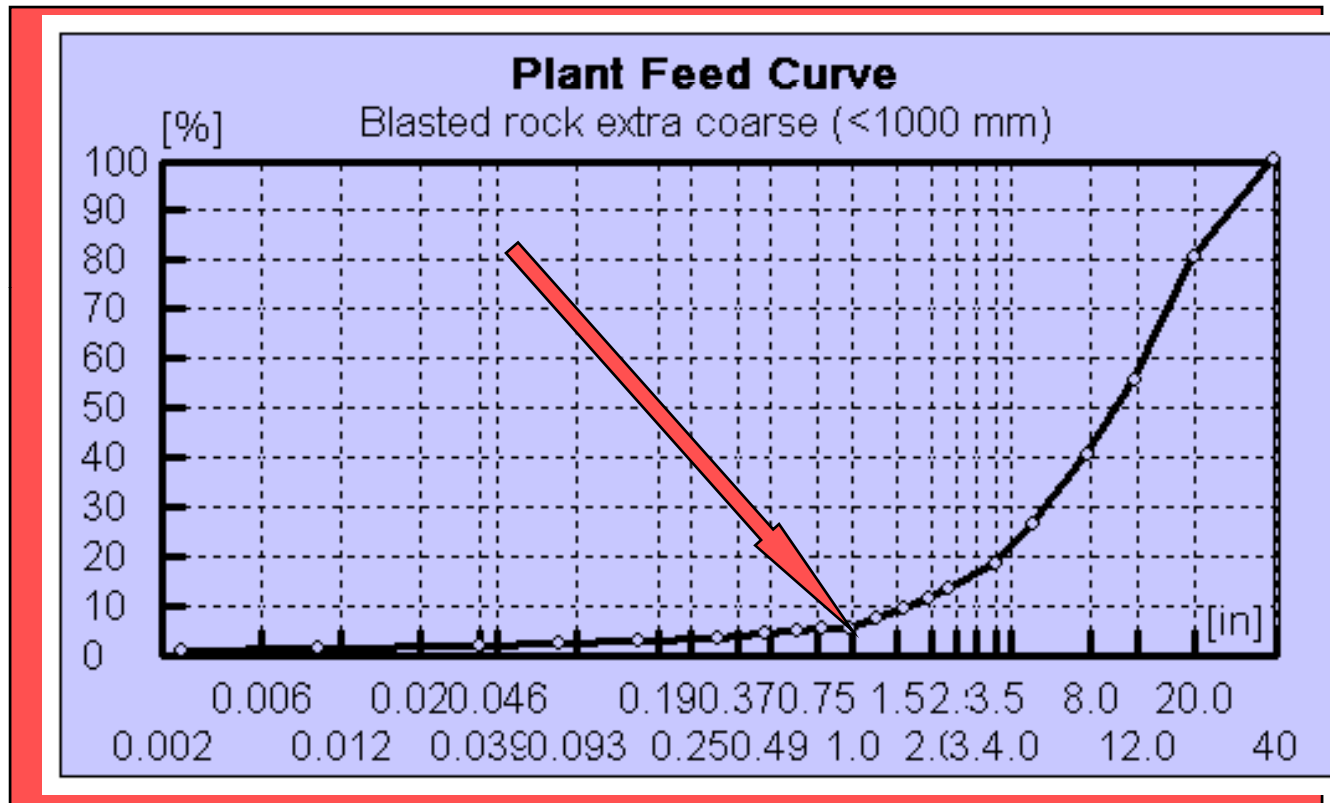
Estimated Production Revenue

➤ Crush, Size, and Convey Product values

- 1 x 0 = \$4.00
- 1 ¼" x 5/8" = \$5.00
- 5/8" x 3/16" = \$6.00
- 3/16" x 0 = \$2.00

- 1 x 0 @ \$4.00 X 61 tph = \$ 244.00
- 1 ¼ x 5/8 @ \$5.00 X 166 tph = \$ 830.00
- 5/8 x 3/16 @ \$6.00 X 113 tph = \$ 678.00
- 3/16 x 0 @ \$2.00 X 61 tph = \$ 122.00

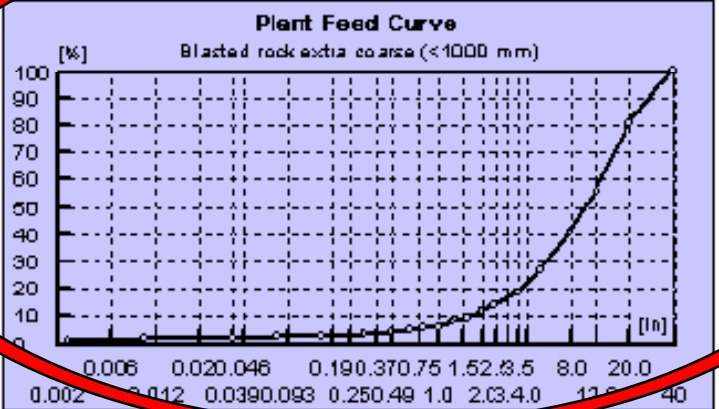
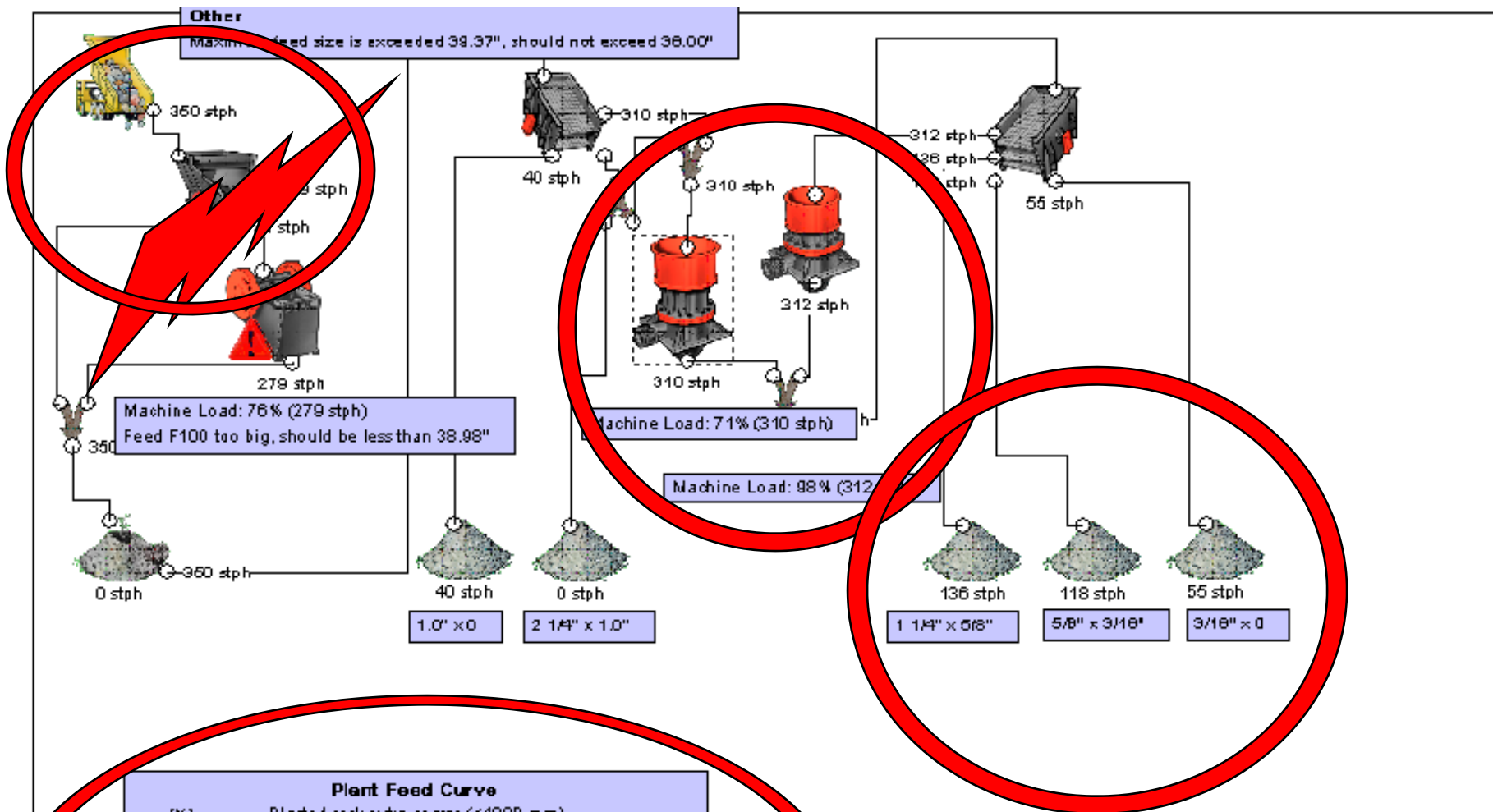
- Sub Total = \$ 1874.00 dollars per hour
- 8 hours per day = \$15,000 per day
- 40 hours per week = \$75,000 per week
- 50 weeks per year = \$3,750,000 possible revenue per year



Audience Survey

- How many people see the use of a pick used in secondary breakage in their operations today?





SANDVIK		PlantDesigner Preliminary	
Flow Sheet Calculation			
DATE: 2007-08-30	CUSTOMER: ABC Crushing		
DESIGNER: jah	PROJECT: Coarse Blast		
APPROVED:			
PROJECT:	PLANT/STATION: QA STD Plant C		
LIC. No.	Last Calc. 2007-08-30 11:14		

Estimated Production Tonnages

➤ Crush, Size, and Convey Product values

- 1 x 0 = 40 tph
- 1 ¼ x 5/8 = 136 tph
- 5/8 x 3/16 = 118 tph
- 3/16 x 0 = 55 tph

- **Sub Total = 350 tph**
- **8 hours = 2800 tons per day**
- **14,000 tons per week**
- **700,000 tons per year (13% drop)**

Estimated Production Revenue

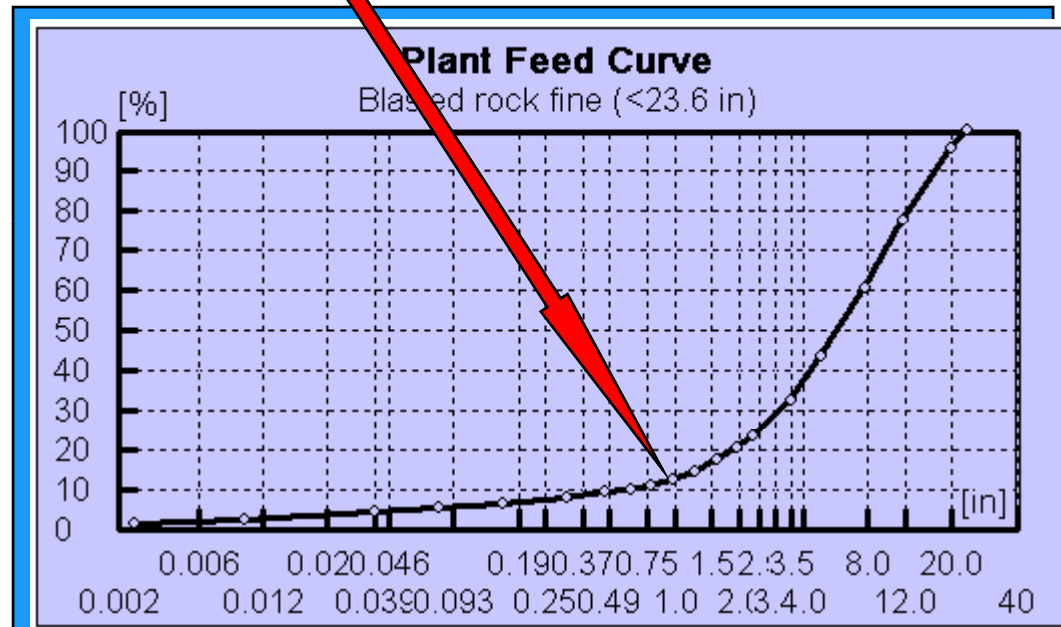
➤ Crush, Size, and Convey Product values

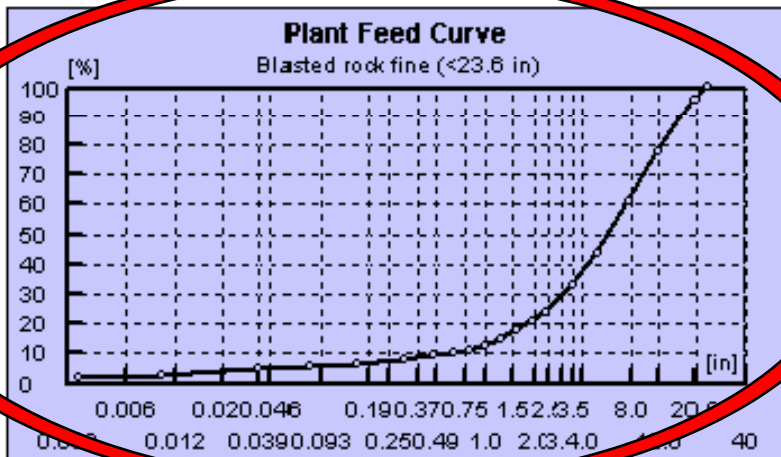
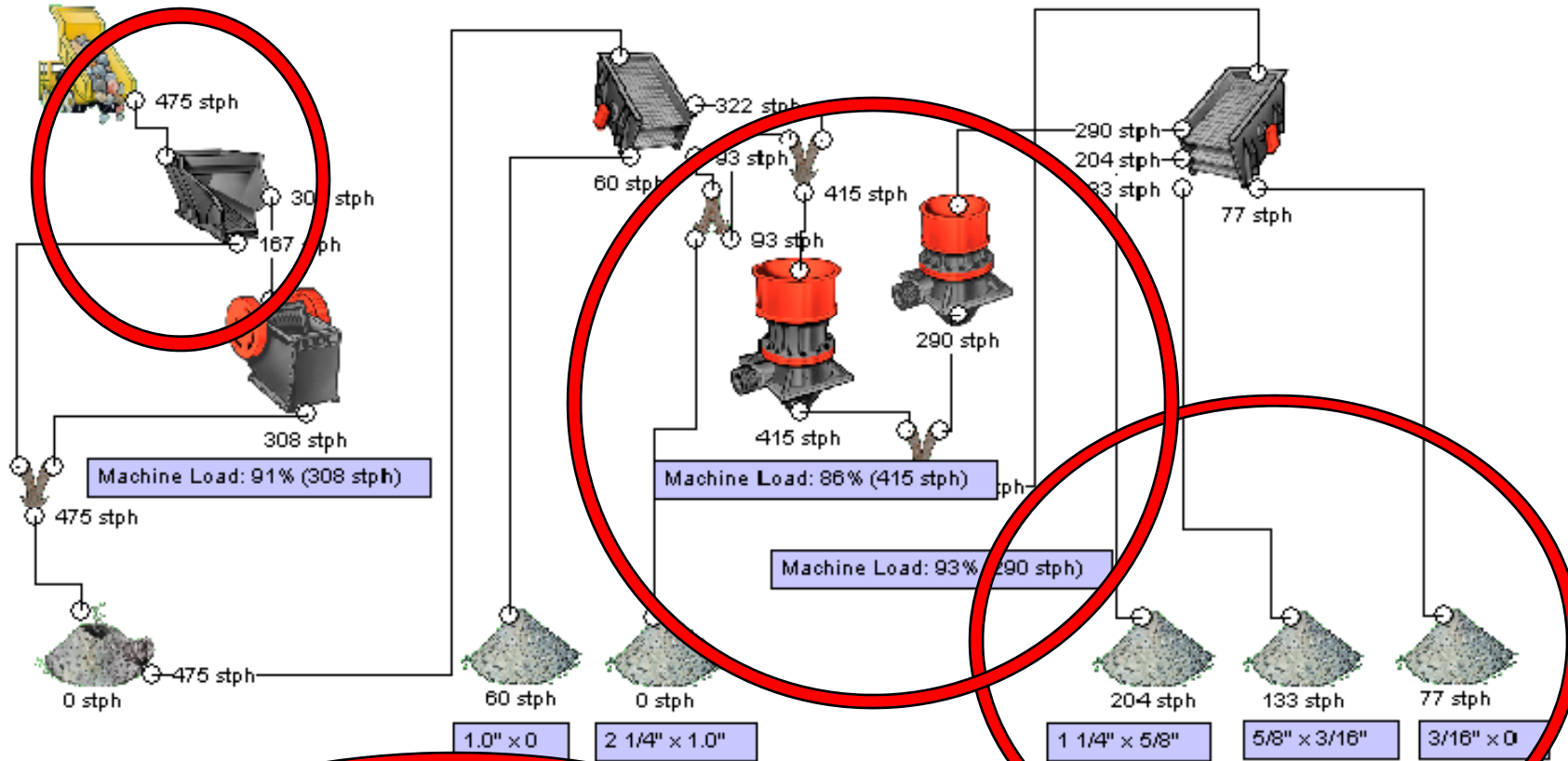
- $1 \times 0 = \$4.00$
- $1 \frac{1}{4} \times 5/8 = \5.00
- $5/8 \times 3/16 = \$6.00$
- $3/16 \times 0 = \$2.00$

- $1 \times 0 @ 4.00 \times 40 \text{ tph} = \$ 160.00$
- $1 \frac{1}{4} \times 5/8 @ 5.00 \times 136 \text{ tph} = \$ 680.00$
- $5/8 \times 3/16 @ 6.00 \times 118 \text{ tph} = \$ 708.00$
- $3/16 \times 0 @ 2.00 \times 55 \text{ tph} = \$ 110.00$

- **Sub Total = \$ 1658.00 dollars per hour**
- **8 hours per day = \$13264 per day**
- **40 hours per week = \$66,320 per week**
- **50 weeks per year = \$3,316,000 per year**
- **(\$434,000 12% reduction)**

1.0" - 15%





SANDVIK PlantDesigner Preliminary	
Flow Sheet Calculations	
Date: 2007-08-30	Customer: ABC Cracking
Drawn by: jsk	Project: Fine Blast
Approved by:	
Project:	FlowSheet: QASTD PlantF
Lic. No.	Last Calc: 2007-07-19 19:21

Estimated Production Tonnages

➤ Crush, Size, and Convey Product values

➤ 1 x 0 = 60 tph

➤ 1 ¼ x 5/8 = 204 tph

➤ 5/8 x 3/16 = 133 tph

➤ 3/16 x 0 = 77 tph

➤ **Sub Total = 475 tph**

➤ **8 hours = 3800 tons per day**

➤ **19,000 tons per week**

➤ **950,000 tons per year (19% increase)**

Estimated Production Revenue

➤ Crush, Size, and Convey Product values

- 1 x 0 = \$4.00
- 1 ¼ x 5/8 = \$5.00
- 5/8 x 3/16 = \$6.00
- 3/16 x 0 = \$2.00

- 1 x 0 @ \$4.00 X 60 tph = \$ 240.00
- 1 ¼ x 5/8 @ \$5.00 X 204 tph = \$ 1020.00
- 5/8 x 3/16 @ \$6.00 X 133 tph = \$ 798.00
- 3/16 x 0 @ \$2.00 X 77 tph = \$ 154.00

- Sub Total = \$ 2212.00 dollars per hour
- 8 hours per day = \$17,696 per day
- 40 hours per week = \$88,480 per week
- 50 weeks per year = \$4,424,000 per year
- (\$674,000 18% increase)

Audience Survey

- **How many people think that saving dollars at the drill & blast will save dollars in the over all cost of operation ?**





There are big dollars at stake



Now for a Demonstration of Plantdesigner® 10.0



Using a finer blast curve

Summary

Average Blast
400 Stph Plant tonnage
\$ 3,750,000 revenue

Coarse Blast
350 Stph Plant tonnage
\$ 3,316,000 revenue
- 12% (\$ 434,000)

Fine Blast
475 Stph Plant tonnage
\$ 4,424,000 revenue
+ 18% (\$ 674,000)

www.quarryacademy.com



Improving Processes. Instilling Expertise.

